

1

## Enroll in Bus APIS

To get started, contact  
**BusAPIS@cbp.dhs.gov**

Once enrolled, CBP will provide you with a unique Carrier Code and Sender ID.

**Carrier Name: CBP Bus APIS Name**  
**Carrier Code: XXX**  
**Sender ID: LPIS\*XXX**

2

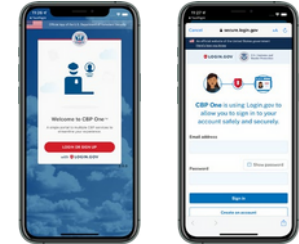
## Download CBP Link™

Download the CBP Link™ application from the Apple App Store or Google Play Store.



3

## Sign In with Login.gov

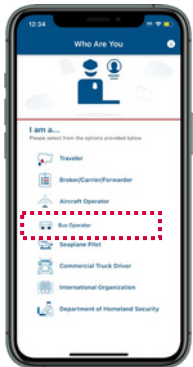


The app will redirect to **login.gov** where you can either create or login to your existing account.

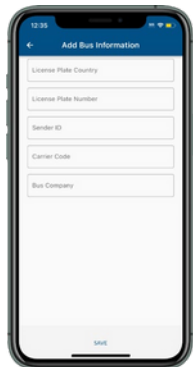
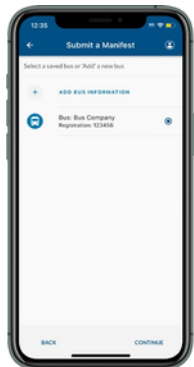
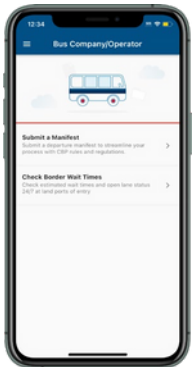
4

## Submit Your Manifest

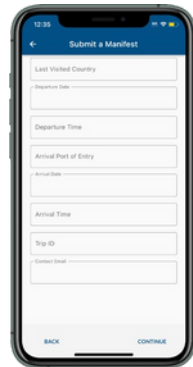
### Select Bus Operator



### Enter Bus Information



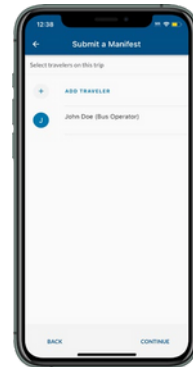
### Enter Trip Details



### Add Bus Driver



### Add Travelers



### Review and Submit

