


ROLLOUT OF PYVOT EXPLORE SITE FOR ABA DRIVER TRAINING

STEP 1

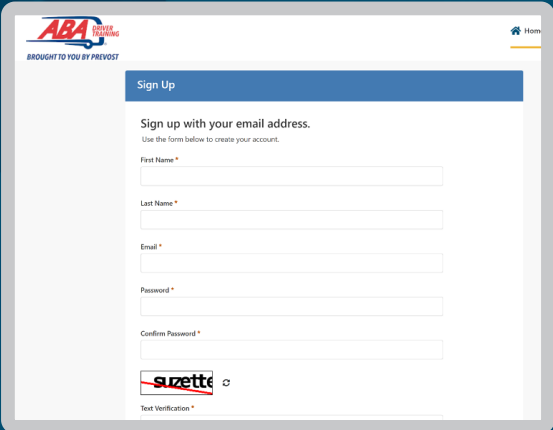

Go to the ABA website at www.buses.org and click on Learn.



Click on each of the options under the Entry-Level Driver Training section to learn more about the driver training courses available to you.

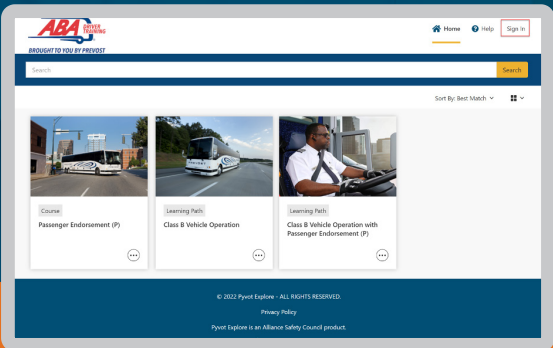
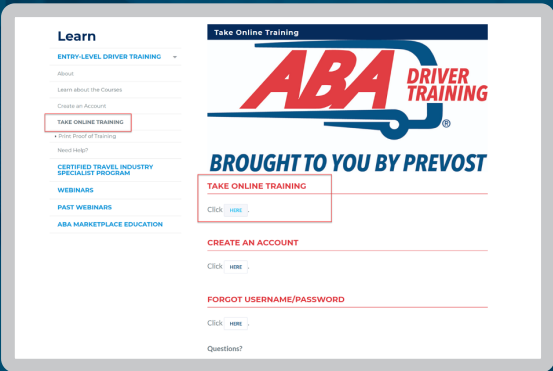
STEP 2

Click on Create an Account and fill in the form. Your username must be your email address.



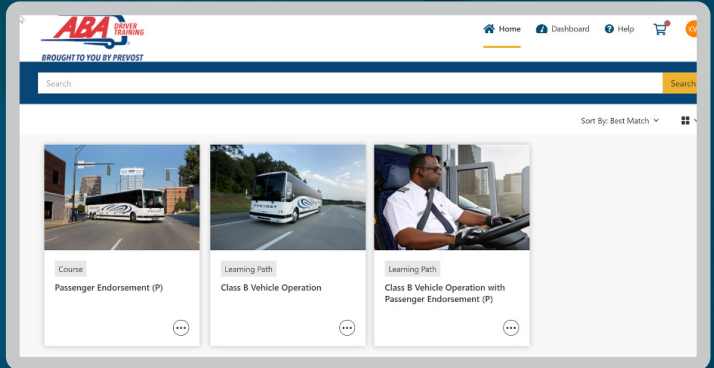
STEP 3

Once you have created an account, go to Take Online Training from the ABA website and then Sign In.



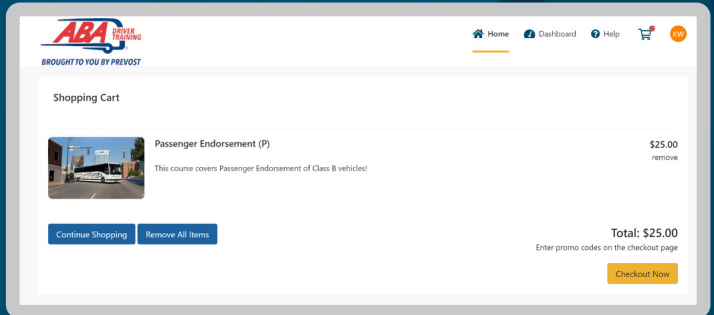
STEP 4

Catalog - Drivers can choose to take the Passenger Endorsement (P) course as a standalone or take the 4 modules in the Class B Vehicle Operation Learning Path. Each course/module is \$25 dollars. ABA has created a special price of \$100 if all 5 courses are taken together. In that case, Drivers would access the Class B Vehicle Operation and Passenger Endorsement (P) Learning Path.



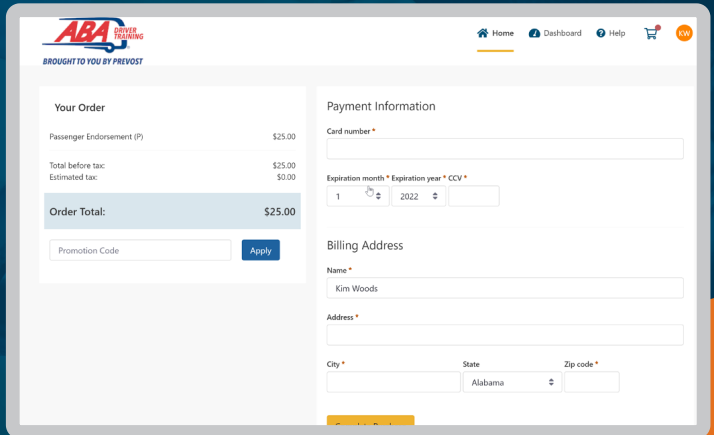
STEP 5

Shopping Cart



Payments can be applied with an individual's credit card. Additionally, companies may prepay for training and their employees will be provided a promo code to use during the checkout process.

For assistance in creating company promo codes, contact the Customer Service Center at 844-448-8195.



QUESTIONS?

Please contact our Customer Service Center

We can be reached at
 ABA-ELDT@alliancesafetycouncil.org
 or 844-448-8195