



Panel:

Digitalization, Automation and “Mobility-As-A-Service” in the Bus and Motorcoach Industry

Omaha - January 14th, 2020



busworld.
academy

NORTH AMERICA | JAN. 13-14, 2020

POWERED BY



AMERICAN BUS ASSOCIATION

Marc Hofmann
CEO, CheckMyBus
hofmann@checkmybus.com



CheckMyBus

The world's leading meta-search
for bus travel



5+ Million
Bus connections



350
Airports
connected



70 Countries
18 Domains



1
Click

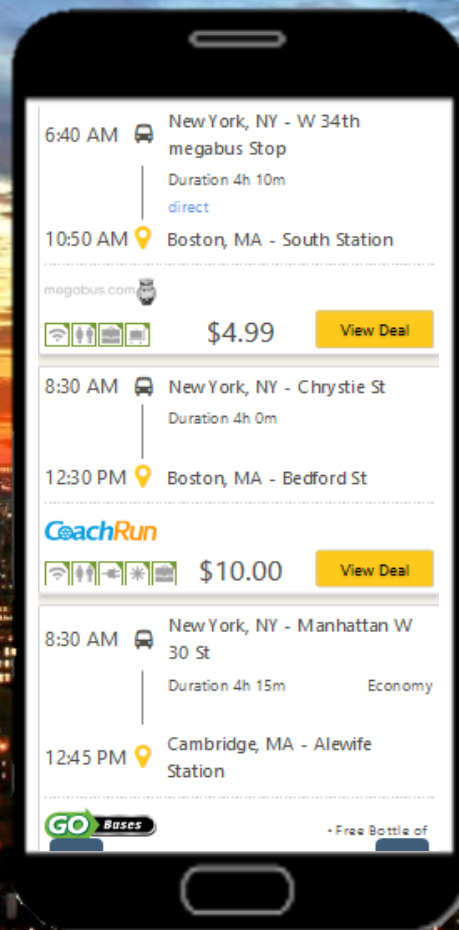


80+ Million
Searches

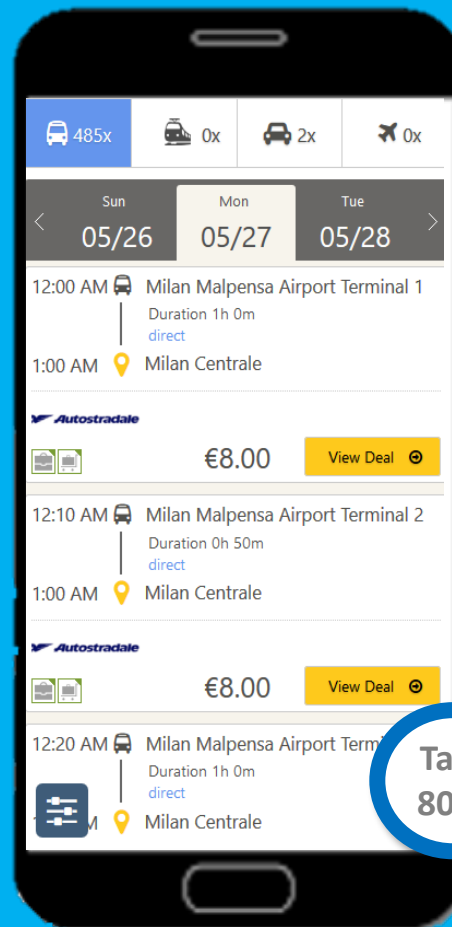


Today we make millions of users happy – travellers save 70% on average and tourists get easy access to the places they love

Show users the cheapest way to travel
domestic. They save 70% on average

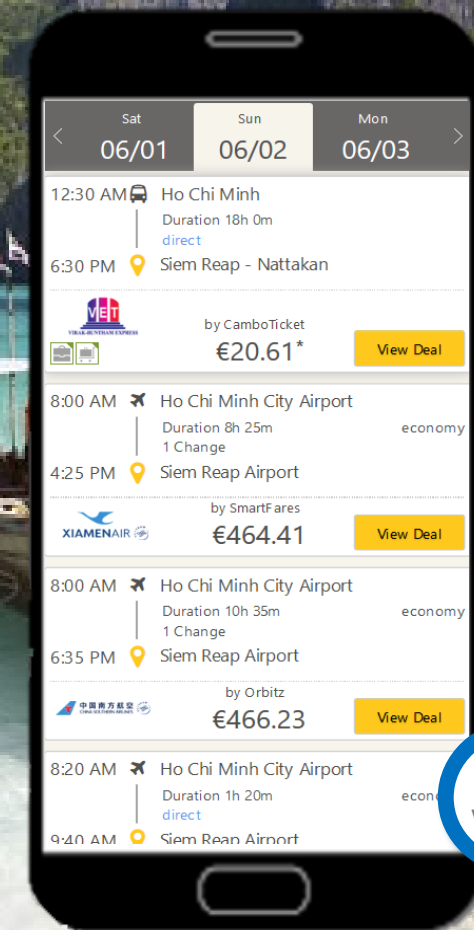


+350 Airports connected by bus. Users
save 80% compared to taxi or Uber



Taxi
80 \$

Tourists love to visit the most beautiful
places in the world. We'll "bus" them there!



-95%
vs. flight



What are the
benefits for our
partners?





Make Bus Mobility Simple



**Better but
barely visible!**

e.g. LAX:

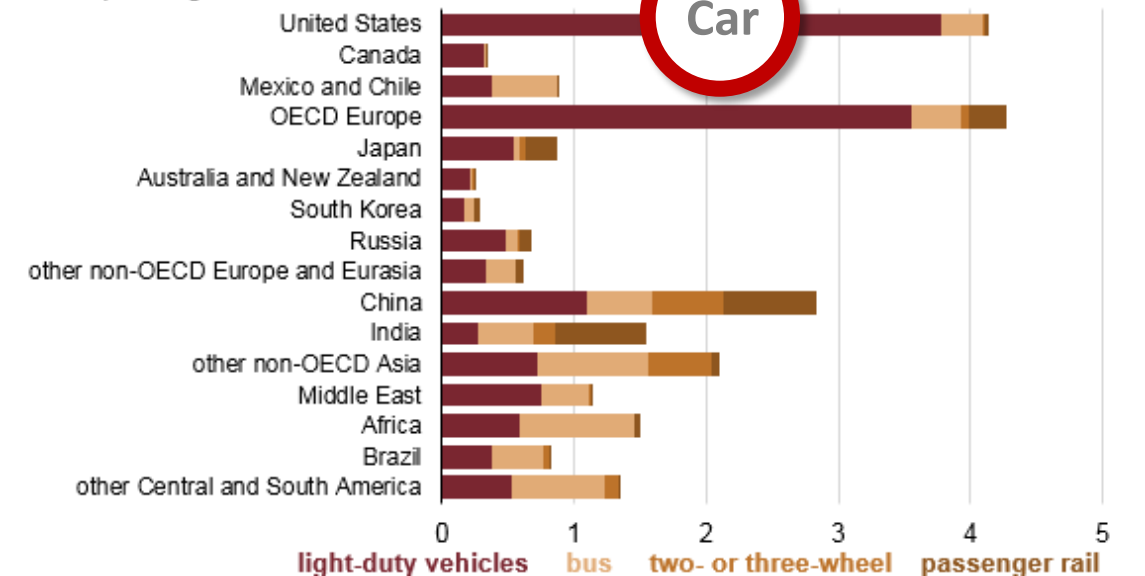
Bus: 5 - 12 \$

Uber: 30 - 40 \$

Cab: 50 \$

Image
Visibility
Availability

Passenger miles by mode, 2012
trillion passenger miles



Congestion

LA:
24 min delay
on 30 min
commute

45%
congestion
on highway

Source: Tom Tom / LA Times

Pollution

10.4 11.1 19.7

Road causes
17,5% of
global CO2

US:
60% live in
areas with
health risk

India:
Causes
24,5% of
deaths

Source: Time.com / WHO / sutp.org / Washington Post

Cost

Congestion
costs 1400\$
/p.a./pers.
(US)

up to 65%
of city
surface for
cars

Every
American
spends
3300\$ p.a.
on cars

Picture: Techcrunch

Source: s oldubranist.blogspot (40%
streets / 25% parking - DC = 44%) /
inrix.com / Bureau of statistics TET 2018



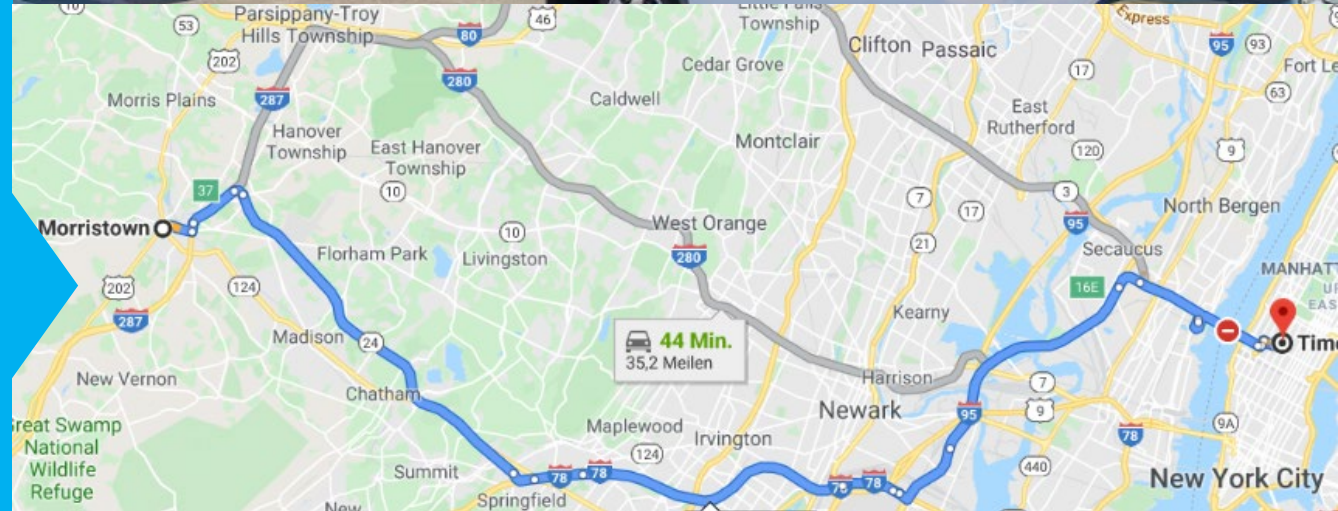
Digital
&
Connected

Bus will be able to
take significant shares
from private car!

Autonomous

The market in the US
will be > 250 bn \$*

Flexible &
demand
based



* Replacing about 20-25% of private car



Bus is on the move
Drive it!