

Driver Rodeo

Testing Driver Skills while having a Fun Event

Skills Testing is important

- 80% of accidents are backing accidents, yet drivers only spend 20% of their time going in that direction
- Another source of accidents are turning
- Finally, drivers don't know where the "edges" of the equipment they drive is located.
- It's not going straight down the road where the trouble is located. It's in parking lots, small streets, and other tight areas

Make it Fun!

- Don't make it just a boring skills test
- Make it a challenge. Have prizes
 - Winner goes to State Association Rodeo?
 - State Association Winner goes to National?
 - Gift card awards
 - Plaque or other “bragging rights”

Check with your Insurance Carrier

- May help cover some expenses
- They like knowing you are doing training
- It lets you and the Carrier know where additional training needs to take place
- It gives the company a “snapshot” of how the drivers are doing in skills at this point in time

Skills Are Important

- Set up a course that fits the parking lot, but use a large lot
- Have a number of “Stations”, including Backing, Turning, and Parking

Find a Large Lot

- If done in summer, check with School Lots, college lots, perhaps small Exposition Lots
- Get permission to use the lot
- Sometimes, if you book catering through the organization for Breakfast or lunch, the lot is included
- Make sure to give the drivers room to maneuver

Work with State Association

- Many State Associations are running Driver Rodeos
- Use their measurements so your drivers are comfortable should they move to that level of competition
- Get your State Association to offer a Rodeo, if it is not already doing it

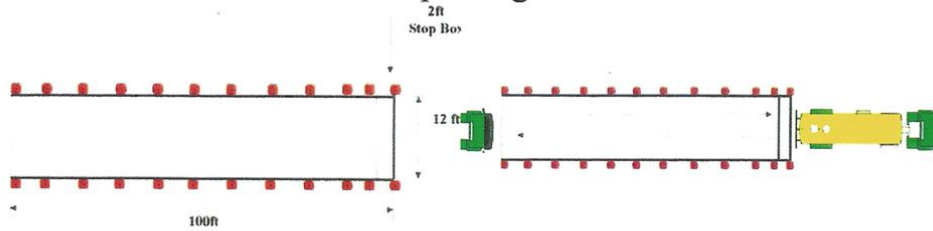
Take the time to do it Right

- Not something you can “throw together” at the last minute. Much planning needs to go into it.
- Make the awards worth the while for the driver to want to participate
- Provide Breakfast, Lunch or both
- Plan on at least 4 hours for set up on day one, and at least 4 hours for actual event

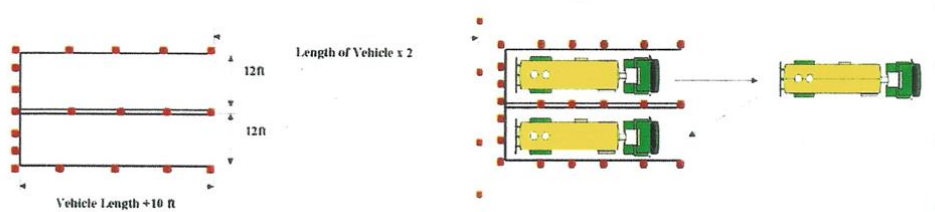
Course Set Up is Important

- Best to use State Association Measurements
- Lots of ideas on the internet
- One example from the internet
 - <http://coloradocdltesting.com/wp-content/uploads/2013/04/manuevers1K.png>
 - Just adjust the size to meet Motorcoach

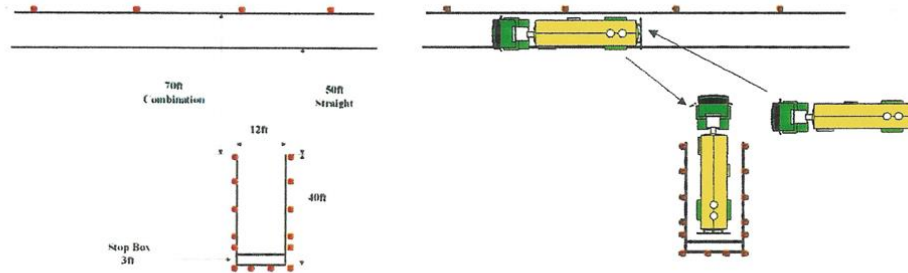
Forward Stop/Straight Back



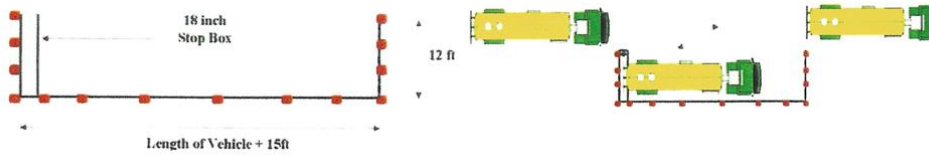
Offset Back Left/Right



Alley Dock



Parallel Park Conv./ SS



OR call US to operate it for you!

View our Video on Driver Rodeos at

<https://youtu.be/vJLwGHFUh6k>

On Your Mark Transportation, LLC

Mark@OnYourMarkTransportation.com

615-669-0107

www.OnYourMarkTransportation.com

[www.Facebook.com/OnYourMarkTransportation](https://www.facebook.com/OnYourMarkTransportation)



Let us get you to the finish line.

